

Class:- 2nd, E.V.S.

Ch-1, Growing up (Copywork)

Word - Meaning

Born - जन्म

Food - भोजन

Still - फिर भी

Seed - बीज

Grow - बढ़ना

Hatch - अंडे से निकलना

Weight - वज़न

Around - चारों तरफ

Class:- 2nd, E.V.S.

Ch-1, Growing up (Copywork)

Question- Answer


1) What helps us to grow ?

Ans- Food helps us to grow.

2) What does the children learn before standing ?

Ans- The children learn crawling before standing.

A bird grows from a small egg. The egg hatches and a little bird comes out. It grows into a full grown bird.



All living things grow old.



Fact File

All living beings are born. They grow up and get old.



Things to Remember

- We need food to grow up.
- Food builds our body and gives us energy to work.




A. Fill in the blanks by selecting the right word from the help box.

energy people crawl grow weight

1. A baby learns to crawl before it starts standing.
2. Food gives us energy to work.
3. Slowly our height and weight increases.
4. We learn about things and people around us.
5. This is the way we grow up.



B. Write the names of following food items in the given space.




Potato




Tomato




Ice-cream




Pineapple



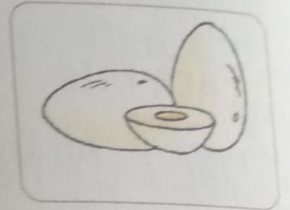
Corn



Carrot



Watermelon



Egg

C. Answer the following questions.

1. What helps us to grow?

Food

2. What does the child learn before standing?

Crawling

3. Name any four food items you like the most.

Milk, Egg, Corn, Spinach

Brain Sharpening Questions

BSQ

1. Soak some chick peas in water. What do you observe after a day? How has it happened?



Life Skills

A. We should follow good habits. Good habits and good behaviour help us to progress in life. People with good habits and manners are loved and respected by all.

Tick (✓) on the good habits you follow.

a. I always remember to say thank you.

b. I go to school regularly.

c. I do not tease the animals.

d. I always say please, before asking for something.

e. I never fight with anyone.

B. On a chart paste pictures of :

1. A hen showing growth right from an egg to a grown up hen.

2. A man showing growth right from a new born to a grown up man.

C. Take few strips of colourful ribbons. Pin them on a chart at different heights. Hang the chart on the wall. Stand against the chart and measure your height and the height of your friends.



FOR TEACHERS

1. Encourage students to talk among themselves about their childhood.

2. Ask them to prepare a chart, how a small boy develops and grows into an old man.