

**Class:- 2nd, English Reader  
L- 2, Copywork**

# **Writing**

**A little red hen lived on a farm with her animal friends - a rat, a cat and a dog. The little red hen was very hard working, but her friends were lazy.**

**Class:- 2nd, English Reader  
L- 2, Copywork**

**Word - Meaning**

- 1 Farm - खेत**
- 2 Clean - साफ**
- 3 Friend - दोस्त**
- 4 Warm - गरम**
- 5 Mill - चक्की**
- 6 Knead - सानना**

**Class:- 2nd, English Reader  
L- 2, Copywork**

## **Question-Answer**

**Q1- What did the little red hen want to make ?**

**Ans- The little red hen wanted to make a bread.**

**Q2- Who wanted the piece of bread ?**

**Ans- The rat, The cat and The dog wanted the piece of bread.**

**Class:- 2nd, English Reader  
L- 2, Copywork**

## **Question-Answer**

**Q3- Where did the little red hen  
take the bag of wheat ?**

**Ans - The little red hen took  
the bag of wheat to a mill.**

**Class:- 2nd, English Reader  
L- 2, Copywork**

**Dictation**

- 1) Lazy**
- 2) Wheat**
- 3) Squeak**
- 4) Whole**
- 5) Bake**
- 6) Flour**
- 7) Dough**
- 8) Hardworking**



## Comprehension

### A. Tick (✓) the correct options.

1. A little red hen lived on a .....  
a. house  b. farm  c. jungle
2. The little red hen lived with .....  
a. a dog, a rat and a duck  b. a dog, a rat and a cat   
c. a cow, a cat and a rat
3. The other animals didn't help the little red hen because they were .....  
a. tired  b. hardworking  c. lazy
4. The little red hen put the wheat in a big bag and took it to the .....  
a. bakery  b. mill  c. her home
5. Who ate the bread in the end?  
a. cat  b. dog  c. the little red hen

**C. Number these sentences in the order as they happen in the story.**

.....**3**..... She cut the wheat and clean it.

.....**1**..... The little red hen found a grain of wheat.

.....**2**..... She planted the grain of wheat.

.....**5**..... She baked the dough and made a very big loaf of bread.

.....**4**..... She put the wheat in a big bag and took it to the mill.

## Think and Answer.

1. Write a describing word for:

a. The little red hen **was very hard working**

b. Her friends **were lazy**

2. If you were to choose among the characters in the story, who would you like to be? Why?



## Playing with Words

Read these words aloud.

ck

back

kick

duck

pocket

pack

pick

luck

rocket

sp

spill

spare

speak

spice

spit

spoil

speed

sport

F. Fill in the blanks with **he** and **she** words from the box.



hen



cock

1. ...**Prince**.....

...**Princess**.....

2. ...**Horse**.....

...**Mare**.....

3. ...**Tiger**.....

...**Tigress**.....

4. ...**Lion**.....

...**Lioness**.....

5. ...**Uncle**.....

...**Aunt**.....

6. ...**Nephew**.....

...**Niece**.....

7. ...**Boy**.....

...**Girl**.....

princess

nephew

mare

prince

horse

niece

aunt

lioness

tigress

uncle

tiger

girl

lion

boy



Read this sentence.



• little a lived hen farm on a

Does this group of words make sense? No, they do not.

Now, read this.



• A little hen lived on a farm.

This group of words makes sense.

A group of words that makes complete sense is a **sentence**.

Remember



- A written sentence always begins with a capital letter.
- A written sentence always ends with a full stop (.), or a question mark (?) or an exclamation mark (!).

**G. Here are some groups of words. Put a tick (✓) mark for sentences and a cross (X) mark for jumbled up words.**

1. The boys played in the sun.



4. We worship God.



2. Rose a beautiful is flower.



5. Plays hockey he.



3. Humpty Dumpty sat on a wall.



6. He listens carefully.



**H. Rearrange these words to frame meaningful sentences. Start each sentence with a capital letter and put a full stop at the end.**

1. is / happy / she

.She..is..happy.....

2. train / arrive / will / the / at / 10 a.m.

The train will arrive at 10 a.m.

3. rabbit / a / hole / the / in / hides

The rabbit hides in a hole.

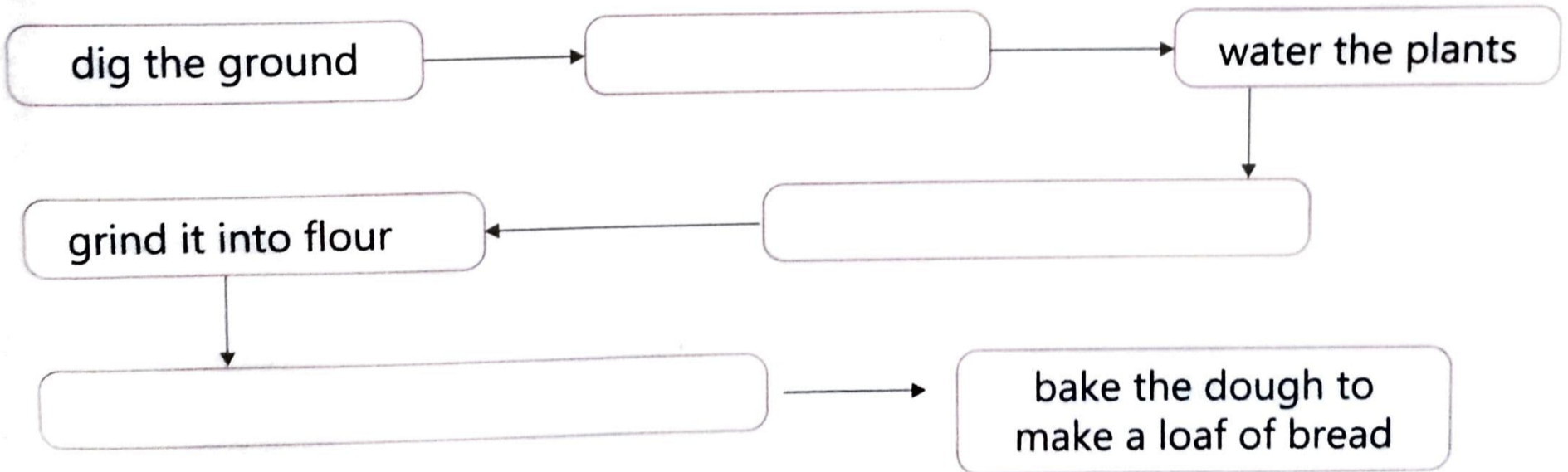


### Write Well

I. Write five sentences about your favourite food. (H/W)

.....  
.....  
.....  
.....  
.....

Complete the flow chart to describe how wheat changes from grain to a loaf of bread.



### Life Skills

H/W

K. With whom do you share your things?

Nobody.


Only my best friend.

Only with the children I know properly.

All my classmates.


## L. How would your brother/sister feel ...

you did not share your things with him/her?



Draw if they would be HAPPY.

you shared your thing with him/her?



Draw if they would be ...



### Listen Carefully

M. Listen to the clues your teacher says in the class and complete the words.

1. l...amp.....

4. p...en.....

7. i...nk.....

2. o...wl.....

5. s...ong.....

8. s...it.....

3. m...ouse.....

6. q...ueen.....



### Speak Well

N. We use the word please when we ask someone to do something for us. Read these sentences. What will you say? Practise with your partner.

YOU: Will you please pass the book?

PARTNER: Yes, I will.

YOU: Thank you.

1. You are feeling thirsty. You want a glass of water.

2. Your friends are talking to you.