



Comprehension

A. Answer the following questions.

1. Where are the boys standing?

The boys are standing near M.G. Road.

2. Who can we see in the buses?

We can see passengers in the buses.

3. Where is the plane?

The plane is in the sky.

4. Where is the scooter parked?

The scooter is parked near a board.

5. What does the board say?

The board says 'No parking'



Playing with Words

3. Say these words aloud.

up cup sup tub rub cub

fun bun sun cut but hut

U

Mark the names of six means of transport in the grid below.



| | | | | | | | | |
|---|---|---|---|---|---|---|---|---|
| G | R | B | I | C | Y | C | L | E |
| Y | A | L | B | O | A | T | I | C |
| S | H | I | P | F | B | U | S | J |
| Z | Q | D | E | C | A | R | H | K |
| A | E | R | O | P | L | A | N | E |



D. Look at the words in the boxes. Join two words to make a new word. For example, sun + light = sunlight. Colour the words that you join using the same colour.







| | | |
|--------|-------|-------|
| Sun | Water | Man |
| Light | Fly | Ball |
| Lunch | Post | Box |
| Butter | Foot | Melon |







Grammar

Look at each picture and read the words.

| | |
|---|---|
| One | Many |
|  |  |
| car | cars |

| | |
|---|---|
| One | Many |
|  |  |
| boy | boys |

| | |
|---|---|
| One | Many |
|  |  |
| bus | buses |

| | |
|--|---|
| One | Many |
|  |  |
| watch | watches |

We add **-s** at the end of some naming words to change them from **one** to **many**. When a naming word ends with a letter **-ch**, **-o**, **-s**, **-sh** and **-x**, we add **-es** to change it from **one** to **many**.

E. Change the following words from one to many.

- | | | | |
|---------|-----------------|----------|-------------------|
| 1. doll |dolls..... | 4. girl |girls..... |
| 2. key |keys..... | 5. glass |glasses..... |
| 3. box |boxes..... | 6. brush |brushes..... |

Read these words.

- start – started**ed**
- park – parked**ed**

We can change most **today** words into **yesterday** words adding **-ed**.

F. Change these today words to yesterday words.

- | | | | |
|---------|------------------|----------|-------------------|
| 1. wash |washed..... | 4. clean |cleaned..... |
| 2. help |helped..... | 5. brush |brushed..... |
| 3. talk |talked..... | 6. walk |walked..... |

Speak Well

did you do yesterday? Talk to your partner about it.

Partner: What did you do yesterday evening?

Partner: I rode my bicycle. And what did you do?

I played cricket with my friends.

may use th

Write Well

Look at the picture and complete the sentences.

Helpbox

blue bus
policeman
two Sunrise



1. A bus full of children is waiting at the red light.
2. The children go to Sunrise School.
3. A red car and a blue car are on the road.
4. There are two auto-rickshaws.
5. A policeman is controlling the traffic.



Listen Carefully

1. Your teacher will read out some questions. Tick (✓) the correct answer.

1. Sorry/Thank you
2. Sorry/Thank you
4. Excuse me/Thank you
5. Excuse me/ Thank you