



## Comprehension

A. Tick (✓) the correct statements and put a cross (X) for the incorrect ones.

1. Anish and Neha are at the zoo with their father.
2. The lion was on a tree.
3. Anish gives an orange to the monkey.
4. Monkeys have brains.
5. After looking at so many animals, they finally reach lion's cage.

B. Choose a word from the box to fill these blanks.

pouch      hungry      babies      animals      humans

1. We have to see more ... animals .....
2. A baby kangaroo comes and hides itself in its mother's .. pouch .....
3. The monkey appears to be .. hungry .....
4. These are kangaroos with .. babies .....
5. The monkeys are as intelligent as .. humans .....



## Playing with Words


C. Read the sentences and complete the words. You can find these words in the story.

1. I keep my parrot in a c... a ... g ... e ...
2. He was h... u ... n ... g ... r ... y ..., so he ate two chapatis.

3. Pinky wore a l...o...v...e...l...y dress in the party.
4. I love my p...a...r...e...n...t...s...
5. We should be kind to a...n...i...m...a...l...s...

**D. Find the odd words out.**

- |                      |               |          |              |
|----------------------|---------------|----------|--------------|
| 1. <u>vegetables</u> | carrot        | potato   | <u>peas</u>  |
| 2. <u>water</u>      | river         | sea      | pond         |
| 3. orange            | apple         | banana   | <u>fruit</u> |
| 4. monkey            | <u>animal</u> | kangaroo | lion         |
| 5. <u>plant</u>      | book          | pencil   | eraser       |



**Grammar**

We write **an** before words that begin with **a, e, i, o** and **u**. The other words have **a** before them that begin with all other letters. **A** and **an** are used with naming words there are only one in number.

Read these sentences.

There is **a** lion in this cage.

Anish gives **an** orange to the monkey.

**E. Fill in the blanks with a or an.**

1. I see ....an.... apple in the basket.
2. The sun is ..a.. star.
3. There is ..a.. tree near my house.
4. The ostrich lays ..an.. egg.
5. He eats ..a.. banana daily.

F. Look at the picture. Write a or an before the words.

...A... bird



...A... monkey



...An. owl




...A... banana



...A... man

...A... tree



...An umbrella





## Write Well

G. Look at the picture and answer questions using words given in box adding few words of your own.

carrot

sky

bench

kite

tree



1. Question: What is in the tree?  
Ans.: A bird in the tree.
2. Question: What does the rabbit have?  
Ans.: The rabbit have carrot
3. Question: What are in the sky?  
Ans.: The birds are in the sky.
4. Question: Where is the girl?  
Ans.: The girl is on the bench.
5. Question: What are the boys flying?  
Ans.: The boys are flying kite.



### Spell Right

H. Fill a, e, i, o and u in these blanks to complete words and read them aloud.




e . r a s e . r



b o . o . k



q . u . i l t



c a . r



b a . s k e . t



pl . a . n t



### Life Skills

I. What will you do when you visit a zoo. Put a tick (✓) mark on the things you will do and a cross (X) mark on the things you will not do.

1. Tease animals in the zoo.
2. Throw stones at animals.
3. Give them good food.
4. Splash water on animals.
5. Cross the railing to see animals.
6. Try to keep the zoo clean.