



Comprehension





A. Tick (✓) the correct options.

- In the dense forest,
 - many human beings lived together.
 - many trees and plants grew.
 - many children played together.
- The banyan tree was
 - filled with pride.
 - very kind.
 - very hono
- The banyan tree said to the grass,
 - you are so weak.
 - you are so strong.
 - you are my friend.
- The grass said to the banyan tree that it,
 - hated him.
 - felt bad to be weak.
 - does not want to be strong.

B. Fill in the blanks.

- We should always adjust to nature and love ourself what we are.
- The banyan tree did not pay attention to the words of gra
- Within a few minutes, the strong wind turned into a mighty storm.
- The grass felt sorry for the banyan tree.

C. Match the following.

- The grass was weaker 
 - The banyan tree 
 - The wind turned into 
 - The banyan tree was 
- a. a mighty storm.
 - b. uprooted by the storm
 - c. than the banyan tree.
 - d. made fun of the grass



Playing with Words

E. Read these words aloud.

er

mother

brother

sister

father

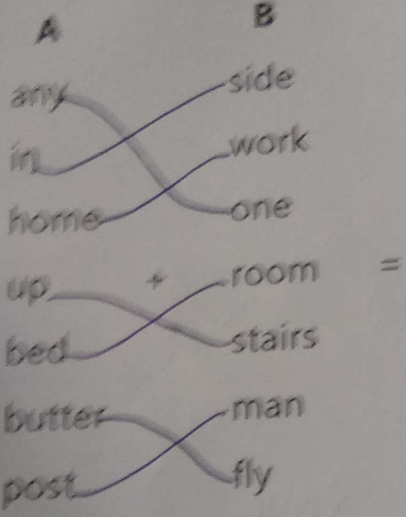
dancer

teacher

daughter

driver

F. Match the words in column A and B to get new words. Write them in column C.



- C
- anyone.....
 - inside.....
 - homework.....
 - upstairs.....
 - bedroom.....
 - butterfly.....
 - postman.....

G. Fill in the blanks with the correct words from the brackets.

1. A mouse saw a lion in a net. (saw / was)
2. Birds have wings. (wings / hands)
3. We colour with crayons. (crayons / toys)
4. Our school starts in the morning. (in the morning / at night)
5. When is your birthday? (When / Who)

H. Unscramble these letters to form words from the story.

- | | |
|---------------------------|---------------------------|
| 1. ssgar - <u>grass</u> | 5. nayanb - <u>banyan</u> |
| 2. mrots - <u>storm</u> | 6. ourdp - <u>proud</u> |
| 3. streof - <u>forest</u> | 7. waek - <u>weak</u> |
| 4. pider - <u>side</u> | 8. endb - <u>bend</u> |

• The wind **blows**.

• The tree **gives** us fruits.

In these sentences, **blows** and **gives** tell us what the wind and the tree do. A word that tells us what a person, an animal or a thing does, is called a **verb**. Verbs are also known as **doing words**.

I. Circle the verbs in the sentences.

1. Kareena writes an essay.
2. Monkey swings from branches.
3. The cow gives us milk.
4. The baby sleeps in the cot.
5. Alia studies in the class.



Put a cross (X) on the incorrect doing words.

1. Reena (plays^X / revises) the lesson for test.
2. The moon (shines / skips^X) at night.
3. Radhika (knits / crosses^X) the sweater.
4. The sparrow (chirps / drinks^X) on the tree.
5. The boy (keeps / cries^X) the bag in a cupboard.
6. The doctor (cooks^X / examines) the patient.



SIMPLE PRESENT TENSE


Read these sentences.

• Mother **cooks** in the kitchen.

• Sanya **sings** a song.

The verbs **cooks** and **sings** tell us what Mother and Sanya does. They are in the simple present tense.

Read some more sentences.



- Shikha and Priya **dance** in a garden.
- The children **write** essays.

We do not add **-s** in doing words when the first naming words in sentences are more than one.

K. Cross (X) out the incorrect doing words in these sentences.

1. The aeroplane (~~take~~ / takes) off.
2. Neha (~~help~~ / helps) her grandfather.
3. The gardeners (cut / ~~cuts~~) the grass.
4. Aayush (~~sip~~ / sips) a cold drink.
5. The penguins (live / ~~lives~~) in cold places.



Write Well






Activity

Homework

M. The tree given below is a family tree. It shows the relationships between the various members of a family. Paste pictures of your family members on the tree in the correct places.





Spell Right

N. There is one incorrectly spelt word in each sentence given below. Underline and write its correct spelling.

1. The kitten jumped from the tabel.
2. The Eenglish test was easy.
3. We discussed about saving the tigre.
4. We letf him at home.
5. Havae you seen him?
6. She is a niec girl.

_____ table _____
 _____ English _____
 _____ tiger _____
 _____ left _____
 _____ Have _____
 _____ nice _____



Listen Carefully

O. Your teacher will read out some words. Tick (✓) the words you hear

- | | | | | | | | |
|---------|--------------------------|------|--------------------------|---------|--------------------------|------|--------------------------|
| 1. man | <input type="checkbox"/> | ban | <input type="checkbox"/> | 5. hop | <input type="checkbox"/> | drop | <input type="checkbox"/> |
| 2. meat | <input type="checkbox"/> | beat | <input type="checkbox"/> | 6. bun | <input type="checkbox"/> | fun | <input type="checkbox"/> |
| 3. how | <input type="checkbox"/> | now | <input type="checkbox"/> | 7. same | <input type="checkbox"/> | tame | <input type="checkbox"/> |
| 4. low | <input type="checkbox"/> | bow | <input type="checkbox"/> | 8. fake | <input type="checkbox"/> | rake | <input type="checkbox"/> |



Speak Well

Take turns to ask and answer questions. Use Yes, I can or No, I can't.

Can you fly a kite?



Yes, I can.